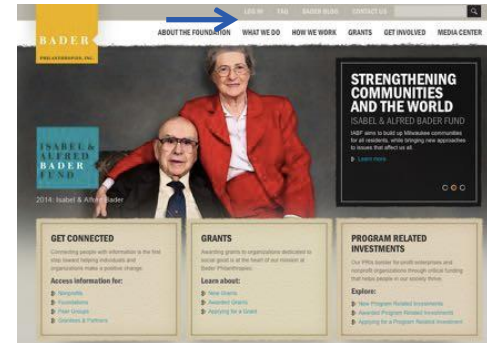




Preliminary Application Guide Pages

Logging In as New User

- Go to bader.org
- Click **LOG IN**



- Enter Log In Information

Welcome to Bader Philanthropies Online Portal

Your online portal is where you submit applications for Grants and Program Related Investments. After an award is made, your portal account is where you will also find payment information, legal agreements, progress reports, and other required forms.

- If you are new to Bader Philanthropies, please click the **'New User'** link.
- If you have worked with Bader Philanthropies before, please click **'Forgot Password'** for an email reminder.
- If the **'Request Password'** field does not recognize your email, please register through the **'New User'** link.

Need help? Please review our [Frequently Asked Questions](#).

Please note! Ensure that you receive our emails! Be sure to add baderphilanthropies@bader.org to your list of approved senders.

Login

Email:

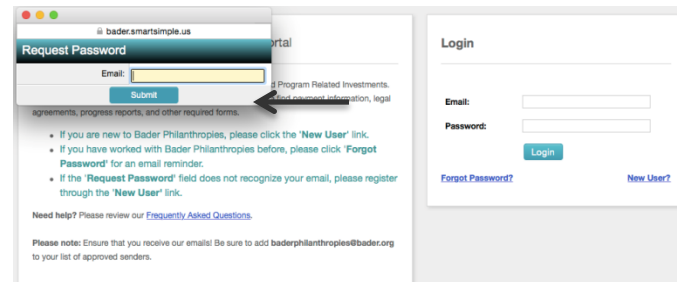
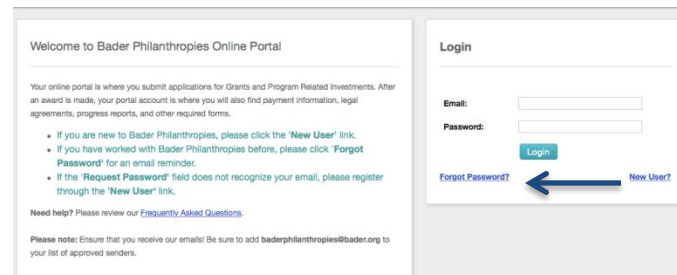
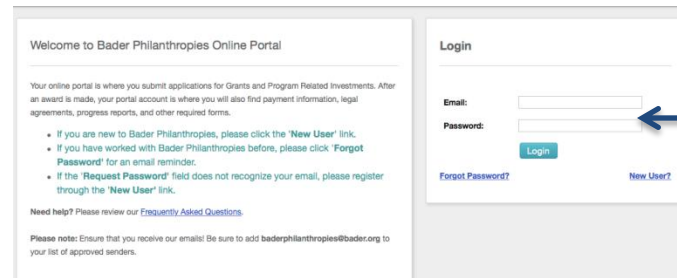
Password:

Log In

[Forgot Password?](#) [New User?](#)

Log In

- Enter Your Email & Password
- If you forgot your password
Click Forgot Password
- Enter Your Email & Click
Submit; A temporary
password will be sent to your
email



Starting Preliminary Application

- Click [Online Portal](#)
- Click [Start Your New Application](#)

Online Portal | Applications | Reports | Requirements | History | Tutorial

Home | New | View

Main | Contacts | Associates | Transactions | Requests

Testing New International User

* ORGANIZATION: Testing New International User	* ADDRESS: 1234 Test Lane
* PHONE: 2-406-789-2256	ADDRESS 2:
FAX:	* CITY: Testing
WEB SITE:	* COUNTRY: Antarctica
	* STATE/PROVINCE: North
	ZIP/POSTAL CODE:

* Required field(s)

Welcome to Your Portal
Click the icons below or the links above to manage your applications, reports and other requirements.

Start Your New Application

New Preliminary Application

Shortcuts

Applications 0 Active Applications	Legal Requirements 0 Agreement(s) / EPR form(s) require your attention	Reports 0 Reports Due
---------------------------------------	---	--------------------------

Starting Preliminary Application

- Confirm Organization Information is correct
- Scroll Down
- Click Proceed

Online Portal Active Applications Reports Requirements History Tutorial

Print / Email

The following Organization and Contact details will be added to the application. Please confirm the details below.
If the information below is incorrect or incomplete, please update your Profile and Organization's details prior to starting you
If the information below is correct, please click proceed to continue.

* Required before final submission

REQUEST ID: --18452

Organization Information Primary Contact Information Executive Leadership Governance - Officer

Your Organization

Please provide the following basic information about your Organization

* NAME OF ORGANIZATION: Testing New International User

* ADDRESS: 1234 Test Lane

EN NUMBER: [Field]

ADDRESS 2: [Field]

A blue arrow points to the EN NUMBER field.

The following Organization and Contact details will be added to the application. Please confirm the details below.
If the information below is incorrect or incomplete, please update your Profile and Organization's details prior to starting your application process.
If the information below is correct, please click proceed to continue.

* Required before final submission

REQUEST ID: --18452

Organization Information Primary Contact Information Executive Leadership Governance - Officer

Your Organization

Please provide the following basic information about your Organization

* NAME OF ORGANIZATION: Testing New International User

* ADDRESS: 1234 Test Lane

EN NUMBER: [Field]

ADDRESS 2: [Field]

Proceed Cancel

A blue arrow points to the Proceed button.

Complete Preliminary Application

- Fill in Request Information

Organization Request Information Contact: Mrs. Katherine Sorenson, President (Email: ksb@bader.com)

Organization Request Information Contact: Mrs. Katherine Sorenson, President (Email: ksb@bader.com)

*Requester's Organization:

REQUEST ID: 1449

Request Information

PROGRAM AREA:

START & END DATE:

EST. PROJECT BUDGET:

PROJECT BUDGET:

PROJECT TITLE:

PROJECT START DATE:

*PROJECT DESCRIPTION:
Please describe how your problem or concern aligns with the Foundation's strategic interests as presented through our website. For Pharmacy Applications, please limit to 250 words. For All Other Requests, please limit to 1,000 words.

ADD COMMENTS

Next

- Click Next

Complete Preliminary Application

- Select all that apply or N/A for Geographic & Demographic Information

Organization's Executive Leadership Contact: Mr. Somewhere Somewhere, President, Email: jsmith@bader.com

Organization's Executive Leadership Contact: Mr. Somewhere Somewhere, Email: jsmith@bader.com

Required before final submission: REQUEST ID: 14142

Personal Information | Demographic Information


Tell us more about who is served by this project.

Geographic Areas Served

N/A	Wisconsin	Wisconsin-City of Milwaukee
Wisconsin-MT	Wisconsin-Grand Marshes	Wisconsin-Southeast Wisconsin
Wisconsin-Wisconsin Counties	Wisconsin-Wisconsin Counties Adams County	Wisconsin-Wisconsin Counties Ashland County
Wisconsin-Wisconsin Counties Barron County	Wisconsin-Wisconsin Counties Bayfield County	Wisconsin-Wisconsin Counties Beaver County
Wisconsin-Wisconsin Counties Buffalo County	Wisconsin-Wisconsin Counties Burnett County	Wisconsin-Wisconsin Counties Calumet County
Wisconsin-Wisconsin Counties Chippewa County	Wisconsin-Wisconsin Counties Clark County	Wisconsin-Wisconsin Counties Columbia County
Wisconsin-Wisconsin Counties Crawford County	Wisconsin-Wisconsin Counties Dane County	Wisconsin-Wisconsin Counties Dodge County
Wisconsin-Wisconsin Counties Deuel County	Wisconsin-Wisconsin Counties Douglas County	Wisconsin-Wisconsin Counties Eau Claire County
Wisconsin-Wisconsin Counties Eau Claire County	Wisconsin-Wisconsin Counties Grant County	Wisconsin-Wisconsin Counties Fond du Lac County
Wisconsin-Wisconsin Counties Fond Du Lac County	Wisconsin-Wisconsin Counties Green County	Wisconsin-Wisconsin Counties Green County
Wisconsin-Wisconsin Counties Jefferson County	Wisconsin-Wisconsin Counties Iron County	Wisconsin-Wisconsin Counties Iron County
Wisconsin-Wisconsin Counties Jackson County	Wisconsin-Wisconsin Counties Jefferson County	Wisconsin-Wisconsin Counties Juneau County
Wisconsin-Wisconsin Counties Lincoln County	Wisconsin-Wisconsin Counties Johnson County	Wisconsin-Wisconsin Counties Lac du Flambeau County
Wisconsin-Wisconsin Counties Lincoln County	Wisconsin-Wisconsin Counties Lafayette County	Wisconsin-Wisconsin Counties Lincoln County
Wisconsin-Wisconsin Counties Marathon County	Wisconsin-Wisconsin Counties Langlade County	Wisconsin-Wisconsin Counties Lincoln County
Wisconsin-Wisconsin Counties Marquette County	Wisconsin-Wisconsin Counties Marathon County	Wisconsin-Wisconsin Counties Lincoln County
Wisconsin-Wisconsin Counties Monroe County	Wisconsin-Wisconsin Counties Marathon County	Wisconsin-Wisconsin Counties Marathon County
Wisconsin-Wisconsin Counties Milwaukee County	Wisconsin-Wisconsin Counties Menominee County	Wisconsin-Wisconsin Counties Marinette County
Wisconsin-Wisconsin Counties Outagamie County	Wisconsin-Wisconsin Counties Milwaukee County	Wisconsin-Wisconsin Counties Marquette County
Wisconsin-Wisconsin Counties Portage County	Wisconsin-Wisconsin Counties Oconto County	Wisconsin-Wisconsin Counties Menomonie County
Wisconsin-Wisconsin Counties Price County	Wisconsin-Wisconsin Counties Oneida County	Wisconsin-Wisconsin Counties Milwaukee County
Wisconsin-Wisconsin Counties Richland County	Wisconsin-Wisconsin Counties Outagamie County	Wisconsin-Wisconsin Counties Menomonie County
Wisconsin-Wisconsin Counties Sawyer County	Wisconsin-Wisconsin Counties Pepin County	Wisconsin-Wisconsin Counties Milwaukee County
Wisconsin-Wisconsin Counties Shawano County	Wisconsin-Wisconsin Counties Portage County	Wisconsin-Wisconsin Counties Milwaukee County
Wisconsin-Wisconsin Counties St. Croix County	Wisconsin-Wisconsin Counties Price County	Wisconsin-Wisconsin Counties Milwaukee County
Wisconsin-Wisconsin Counties Trempealeau County	Wisconsin-Wisconsin Counties Racine County	Wisconsin-Wisconsin Counties Milwaukee County
Wisconsin-Wisconsin Counties Waushara County	Wisconsin-Wisconsin Counties Rock County	Wisconsin-Wisconsin Counties Milwaukee County
Wisconsin-Wisconsin Counties Walworth County	Wisconsin-Wisconsin Counties Shawano County	Wisconsin-Wisconsin Counties Milwaukee County
Wisconsin-Wisconsin Counties Washburn County	Wisconsin-Wisconsin Counties Taylor County	Wisconsin-Wisconsin Counties Milwaukee County
Wisconsin-Wisconsin Counties Wood County	Wisconsin-Wisconsin Counties Trempealeau County	Wisconsin-Wisconsin Counties Milwaukee County
International Areas	Wisconsin-Wisconsin Counties Waupaca County	Wisconsin-Wisconsin Counties Milwaukee County
	Wisconsin-Wisconsin Counties Winnebago County	Wisconsin-Wisconsin Counties Milwaukee County
	Wisconsin-Wisconsin Counties Winona County	Wisconsin-Wisconsin Counties Milwaukee County
	National	National-DeWaters River Valley
	International Areas	International-Borneo-Paraguay

Back & Print Later Submit Done

- Click Submit



Once your application has been reviewed, further instruction will be sent in 2-3 weeks via email